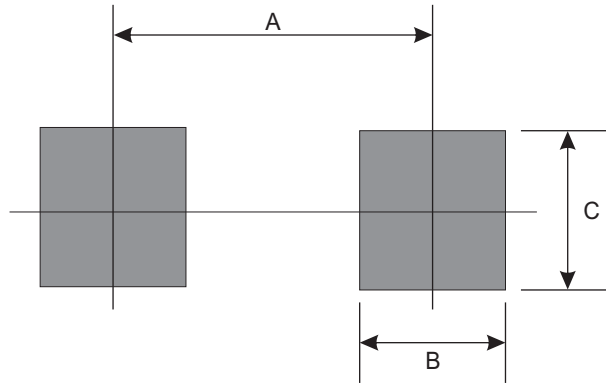


Suggested PAD Layout

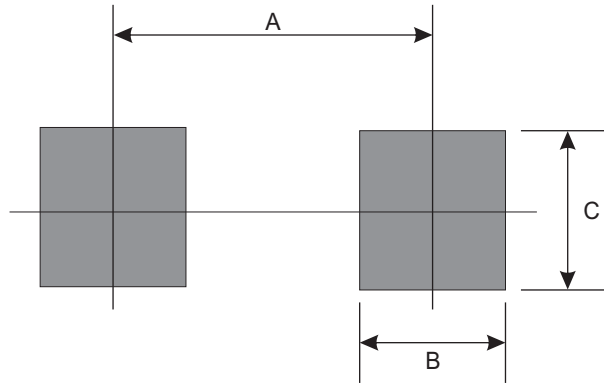


SIZE	QR/0402		ER/0503		UR/0603		FR/1005	
	(mm)	(inch)	(mm)	(inch)	(mm)	(inch)	(mm)	(inch)
A(MAX.)	0.75	0.030	0.85	0.033	1.25	0.049	2.00	0.079
B(MIN.)	0.50	0.020	0.55	0.022	0.60	0.024	0.70	0.028
C(MIN.)	0.70	0.028	0.85	0.033	1.00	0.039	1.30	0.051

SIZE	U/0603		F/1005		K/SOD-123F	
	(mm)	(inch)	(mm)	(inch)	(mm)	(inch)
A(MAX.)	1.70	0.067	2.10	0.083	3.45	0.136
B(MIN.)	0.60	0.024	1.20	0.047	1.30	0.052
C(MIN.)	0.80	0.031	1.20	0.047	1.60	0.063

SIZE	S/0805		SC/0805		NC/1206	
	(mm)	(inch)	(mm)	(inch)	(mm)	(inch)
A(MAX.)	2.10	0.083	1.728	0.068	2.795	0.11
B(MIN.)	1.20	0.047	0.508	0.020	0.635	0.025
C(MIN.)	1.20	0.047	1.40	0.055	1.70	0.067

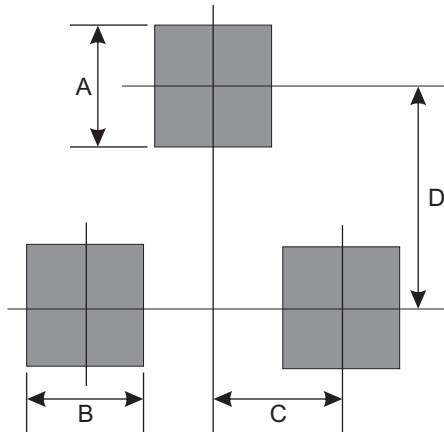
Suggested PAD Layout



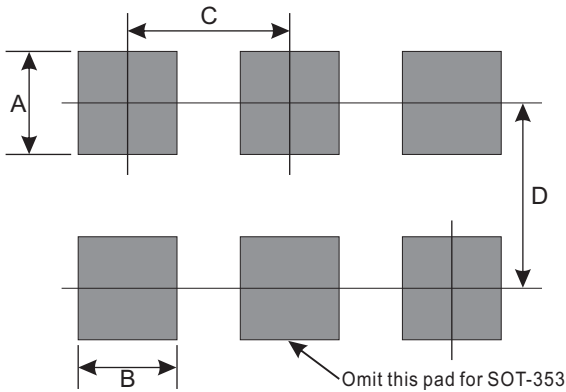
SIZE	SOD-123		MINI SMA		SMA/ DO-214A		SMB/ DO-214AA		SMC/ DO-214AB	
	(mm)	(inch)	(mm)	(inch)	(mm)	(inch)	(mm)	(inch)	(mm)	(inch)
A(MAX.)	3.50	0.138	3.50	0.138	3.70	0.146	3.96	0.156	6.21	0.244
B(MIN.)	1.50	0.059	1.50	0.059	1.32	0.052	1.27	0.050	1.52	0.060
C(MIN.)	1.50	0.059	1.50	0.059	1.52	0.060	2.10	0.083	3.07	0.121

SIZE	Mini-MELF		MELF/ DO-213AB	
	(mm)	(inch)	(mm)	(inch)
A(MAX.)	3.50	0.138	5.20	0.205
B(MIN.)	1.30	0.051	1.40	0.055
C(MIN.)	1.70	0.067	2.70	0.106

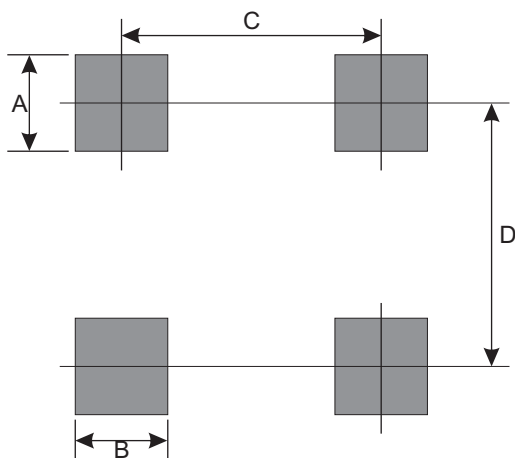
Suggested PAD Layout



SIZE	SOT-23		SOT-323		SOT-523	
	(mm)	(inch)	(mm)	(inch)	(mm)	(inch)
A(MIN.)	0.90	0.035	0.90	0.035	0.50	0.019
B(MIN.)	0.80	0.031	0.70	0.028	0.50	0.019
C(MAX.)	0.95	0.037	0.65	0.025	0.50	0.019
D(MAX.)	2.00	0.078	1.95	0.075	1.40	0.055

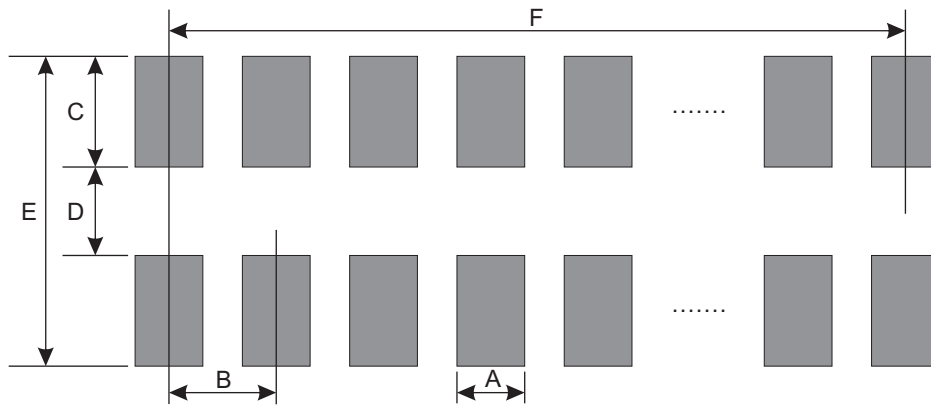


SIZE	SOT-353/363		SOT-23-5 SOT-23-6	
	(mm)	(inch)	(mm)	(inch)
A(MAX.)	0.60	0.024	1.10	0.043
B(MAX.)	0.42	0.017	0.70	0.028
C(MAX.)	0.65	0.026	0.97	0.038
D(MAX.)	1.90	0.075	3.60	0.141



SIZE	MINIDIP		DF-S		SOT-143	
	(mm)	(inch)	(mm)	(inch)	(mm)	(inch)
A(MAX.)	0.70	0.028	1.50	0.059	1.40	0.055
B(MAX.)	0.58	0.023	1.20	0.047	0.70	0.028
C(MAX.)	2.70	0.106	5.20	0.205	3.40	0.134
D(MAX.)	5.51	0.217	7.26	0.286	2.20	0.087

Suggested PAD Layout



SIZE	NSOIC-8		NSOIC-14		NSOIC-16		WSOIC-16		WSOIC-20	
	(mm)	(inch)	(mm)	(inch)	(mm)	(inch)	(mm)	(inch)	(mm)	(inch)
A	0.70	0.028	0.70	0.028	0.70	0.028	0.70	0.028	0.70	0.028
B	1.27	0.050	1.27	0.050	1.27	0.050	1.27	0.050	1.27	0.050
C	2.40	0.094	2.40	0.094	2.40	0.094	2.40	0.094	2.40	0.094
D	2.50	0.098	2.50	0.098	2.50	0.098	6.90	0.272	6.90	0.272
E	7.30	0.287	7.30	0.287	7.30	0.287	11.7	0.461	11.7	0.461
F	3.81	0.150	7.62	0.300	8.89	0.350	8.89	0.350	11.43	0.450

SIZE	QSOP-16		QSOP-20		QSOP-24	
	(mm)	(inch)	(mm)	(inch)	(mm)	(inch)
A	0.30	0.012	0.30	0.012	0.30	0.012
B	0.63	0.025	0.63	0.025	0.63	0.025
C	1.27	0.050	1.27	0.050	1.27	0.050
D	4.56	0.180	4.56	0.180	4.56	0.180
E	7.10	0.280	7.10	0.280	7.10	0.280
F	4.45	0.175	6.99	0.225	6.99	0.225